

MiBOXER[®] | **Mi·Light**
Subordinate New Brand

6W GU10 RGB+CCT LED Spotlight
Model No.: FUT106

Features



RGB+CCT
16 Millions of colors to choose



Color temperature
2700K~6500K



Dim brightness/
Saturation



Signal transmitting &
Modes synchronization



2.4G RF wireless transmission
technology



Remote control
Control distance 30m

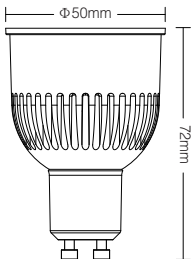


Smartphone APP control
(2.4GHz gateway is needed)



Support third party voice control
(2.4GHz gateway is needed)

Instructions



6W GU10 RGB+CCT LED Spotlight

Model No.: FUT106

Power: 6W

Voltage: 100-240V~ 50/60Hz

Rated Current: 0.11A

Working Temp.: -10~40°C

Color Temp.: 2700K~6500K

Luminous Efficiency: 90LM/W

Luminous Flux: 550LM

CRI: >80 PF: 0.55

Lifespan: 50000h

Beam Angle: 30°

RF: 2.4GHz

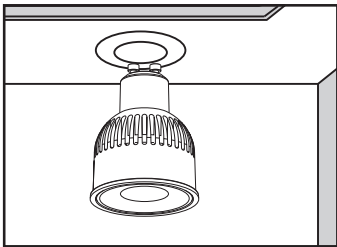
Control Distance: 30m

Product Weight: 69g

Instructions

Step 1

Put the light bulb in the suitable lighting fixture.



! NOTE:

For lamps with a weight significantly higher than that of the lamps for which they are a replacement, attention should be drawn to the fact that the increased weight may reduce the mechanical stability of certain luminaires and lampholders and may impair contact making and lamp retention.

Dynamic Mode Sheet

Number	Dynamic Mode	Brightness / Saturation / Speed
1	Mardi Gras	Adjustable
2	Automatic color change	
3	Sam	
4	Gemstone	
5	Twilight	
6	American	
7	Fat Tuesday	
8	Party	
9	Slow Color Splash	

Step 2: Link/Unlink

Compatible with these remote controls (Purchased separately)



FUT089



FUT088



FUT092



FUT096



B8



B0



B3 / T3



B4 / T4



WL-Box1

⚠ NOTE:

Lighting can be working after linking with remote;
for more details, pls read the remote instruction.

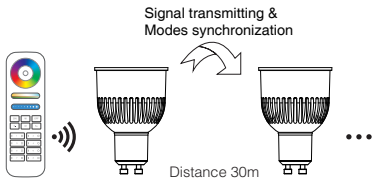
Signal transmitting & Modes synchronization

Signal transmitting

One lighting fixture can transmit the signals from the remote control to another lighting fixture within 30m, as long as there is a lighting fixture within 30m, the remote control distance can be limitless.

Modes synchronization

Different lighting fixture can work synchronously when they are started at different times, controlled by the same remote, under same dynamic mode and within 30m distance.



Attention

1. When install the lighting fixtures, pls switch off the power to make sure the safty.
2. Please check whether the input voltage supply is in accordance with the lighting fixtures.
3. Non-professional user cannot dismantle the lighting fixtures directly, otherwise, it may cause fire and electric shock.
4. Please do not use lighting fixtures around the mental area and high magnetic field, otherwise, it will badly affect the control distance.



Lamp not suitable for use under moisture



Can not connect with dimmable electric circuit, please use remote to dimi lighting

TÜV



Made in China